

FIG.1

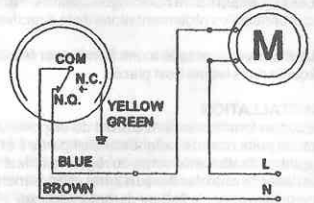


FIG.2

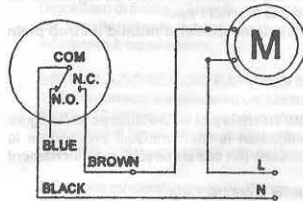


FIG.3

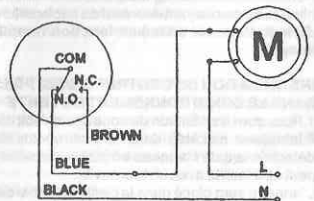


FIG.4

The wire that is not used must be correctly insulated

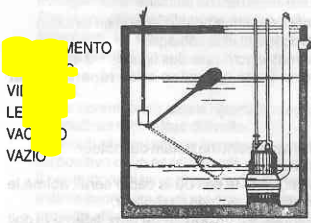


FIG.5

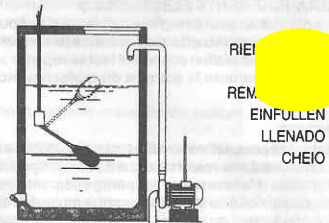


FIG.6

MENTO
VII
LE
VAC
VAZIO

RIE
REM
EINFULLEN
LLENADO
CHEIO

INSTALLAZIONE CONTRAPPESO
INSTALLATION OF COUNTERWEIGHT
INSTALLATION CONTREPOIDS
MONTAGE DES GEGENGEWICHTES
INSTALACIÓN CONTRAPESO
INSTALAÇÃO DO CONTRAPESO

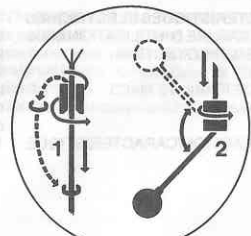


FIG.7